

Kindergarten News

August 30-September 3

Please check with your child daily to see which color they colored their face. The green is for those who follow the instructions without talking out of turn or being out of their seat unnecessarily. The yellow face is for those who were talking and not following directions. The red face is for those who talk or are out of their seats without using good self control or making good choices. Please talk to your child about good choices and the necessity of making good choices and practicing good self control.

Children will learn the letters P and C this week. Each letter will be introduced with a special song. We will identify and write each letter, and listen for the sound it stands for. We will continue to work on letter m, s, t and r. Students will also learn the sight words "like" and "go".

Starting this week your child will now receive a math packet for homework. Please only do the sheet that you are asked to do on that day. If you go ahead your child might not understand what is being asked.

Homework:

Reading

Monday: P and c handwriting practice

Tuesday: Sight word page like

Wednesday: c and p worksheet pg 117 and 130

Thursday: Sight words page go

Friday: Bring packet back

Math:

Monday: 1.4

Tuesday: 1.5

Wednesday: 1.6

Thursday: 1.7-1.8

Friday: bring back

Arizona Charter Academy

16011 North Dysart Road • Surprise, Arizona 85374

Phone: 623-974-4959 • Fax: 623-974-4840

Mrs. Heather Henderson, Principal



Field Trip – Permission Slip

WHEN: Thursday September 9, 2010

WHERE: Children's Museum of Phoenix
Phoenix, AZ

I, _____, give permission for _____
Parent/Guardian Name Student's Name

to participate in the field trip to *The Children's Museum of Phoenix*

We will leave at 8:30 and we will return by 1:45. The cost is 7.00 for students. This cost includes admission to the museum and the bus cost. Please return this form with your money by Tuesday September 6, 2010. If assistance is needed with the fee for this trip, please contact me as soon as possible.

Reminders:

Please pack your students with a sack lunch with their name clearly labeled on it.

Parent/Guardian Signature: _____


Parent/Guardian Phone Number: _____

Emergency Contact Person: _____

Emergency Contact Phone Number: _____


Would you like to be a parent volunteer for this field trip? YES NO

Please remember that parents who are volunteering need to drive their own car, unless other arrangements have been made. Thanks!



pool

Pp



puzzle

P P p p

P P P P P P P P



P P P P

O O O O O O O O


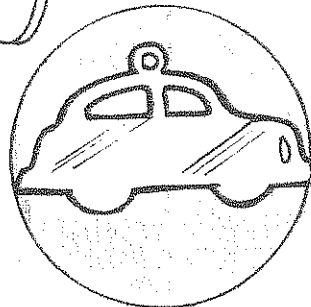
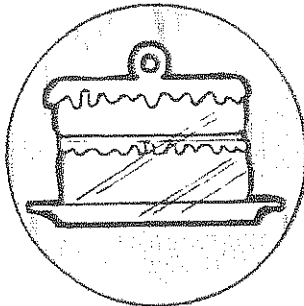


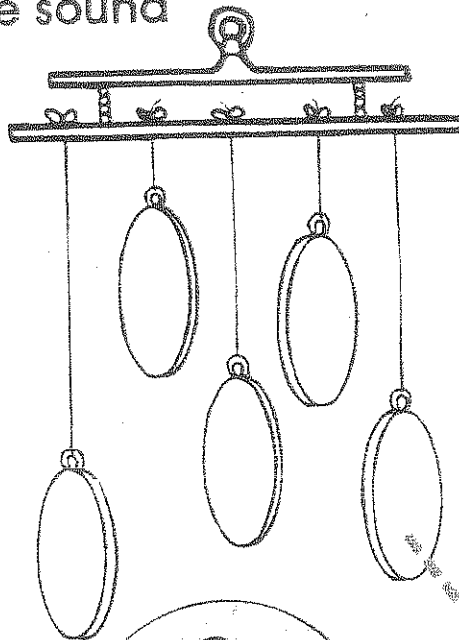

O O O O O

P O O P O P O P O P


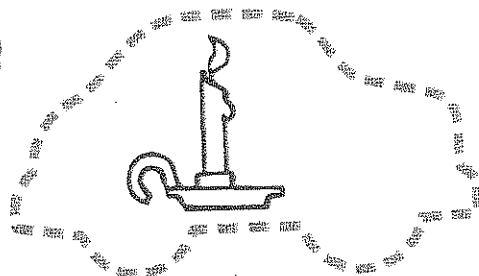

Trace the letters.



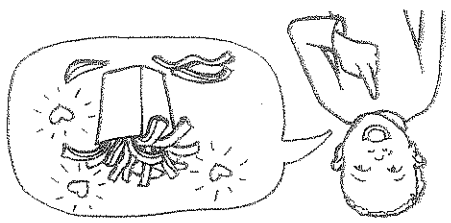
Draw a line from each picture which begins with the sound of C to the mobile.



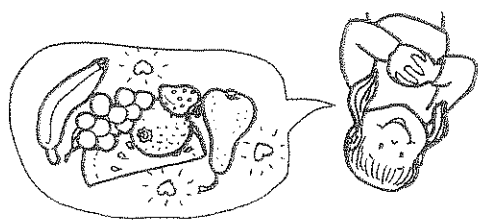
Trace the shape around the C picture.



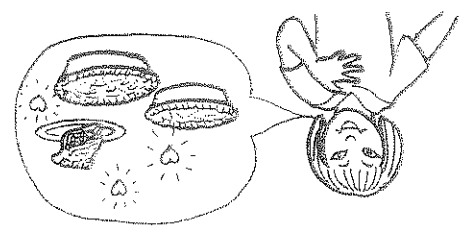
I _____ fries.



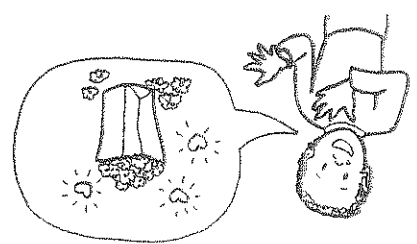
I _____ fruit.



I _____ pies.




I _____ popcorn.



Word Search

like

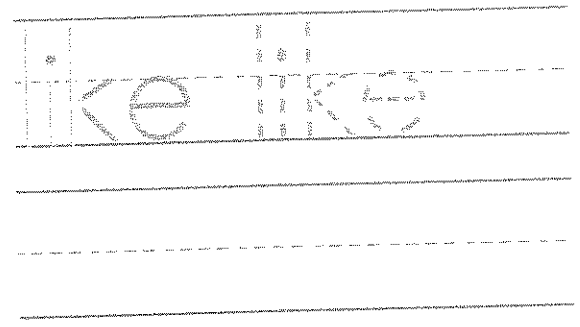


I found **like** _____ times.
(number)


's

like

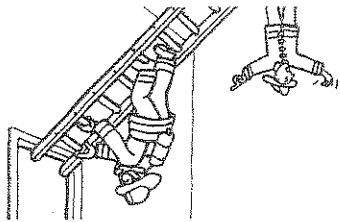
book



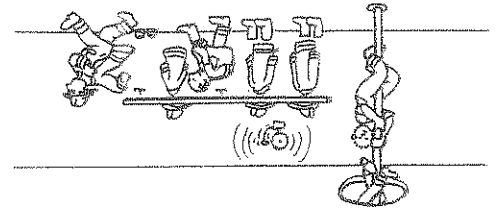
They _____ down holes.




They _____ up ladders.



They _____ down poles.



They _____ up stairs.



Word Search


go

q	j	o	p	g	s
o	g	g	o	w	g
x	g	u	b	j	o
e	o	c	g	o	g
g	c	a	o	s	c
u	g	o	s	o	n



I found **go** _____ times.
(number)

's


go
book



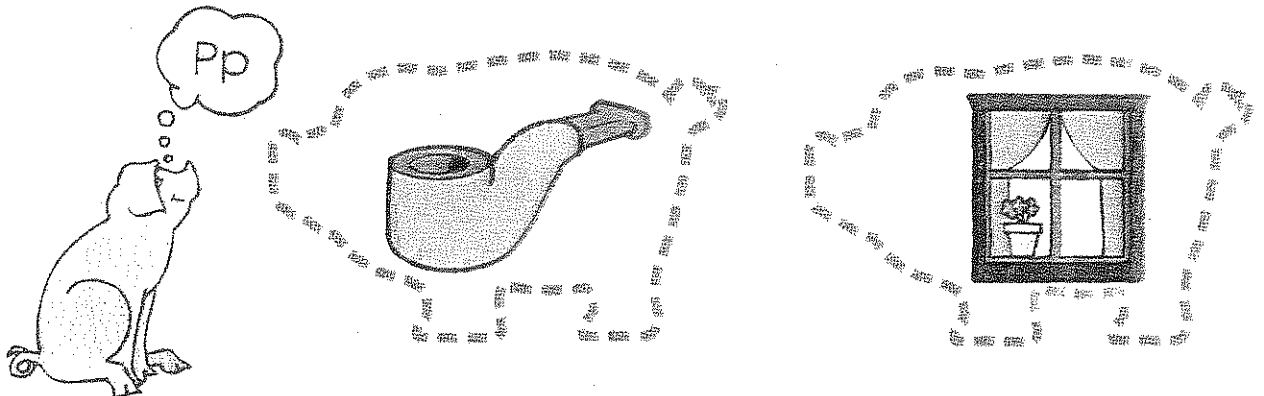
Trace the letter



Color each picture which begins with the sound of P.



Trace the shape around the P picture.





climb

Cc



centipede

C c

C C C C C C


C C C C

C C C C C C C C

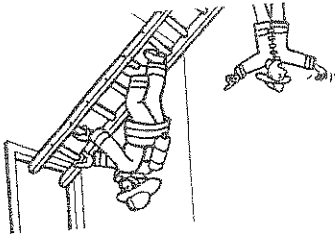
C C C C C

c C c C C C C c c c C c

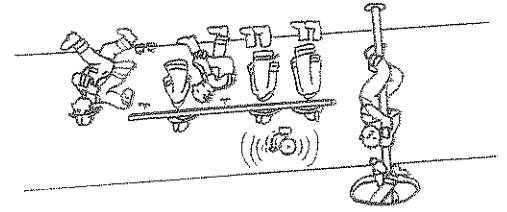
They _____ down holes.




They _____ up ladders.



They _____ down poles.




They _____ upstairs.



Word Search


go





I found **go** _____ times.
(number)


's

go
book


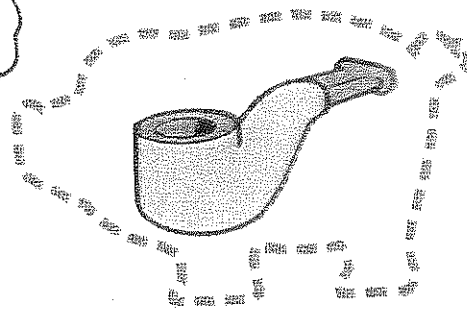




Color each picture which begins with the sound of P.



Trace the shape around the P picture.





climb

Cc



centipede

C c

C C C C C C

C C C C

c c c c c c c c

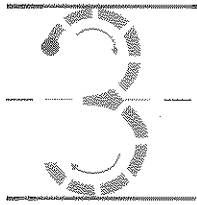
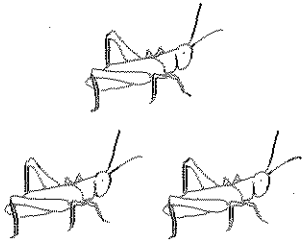
c c c c c

c C c C C C c c c C c

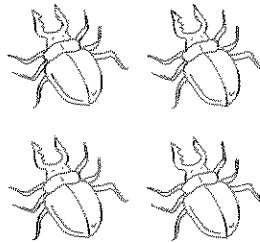
Name _____

Read and Write 3 and 4


1




2



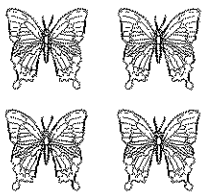
3



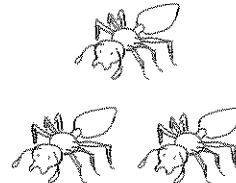
4



5



6




DIRECTIONS 1-6. Count and tell how many. Write the number.

Name _____


HANDS ON

Lesson 1.5

Model 5



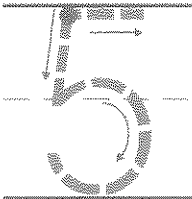
--	--	--	--	--



--	--	--	--	--



--	--	--	--	--

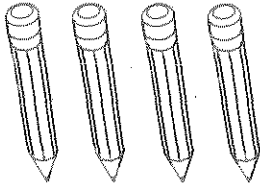


--	--	--	--	--


DIRECTIONS 1. Place counters to show five. Draw the counters. Trace the number. 2. Place counters to show three. Draw the counters. Trace the number. 3. Place counters to show four. Draw the counters. Trace the number. 4. Place counters to show five. Draw the counters. Trace the number.

Read and Write 5

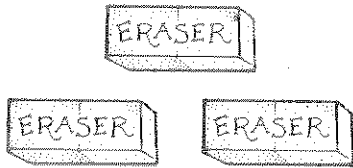
1



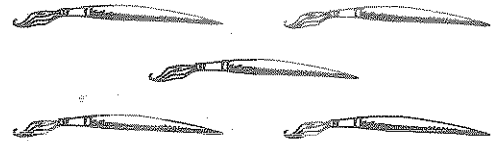
2



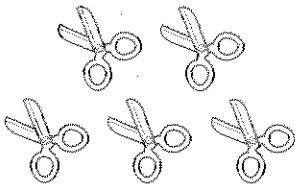
3



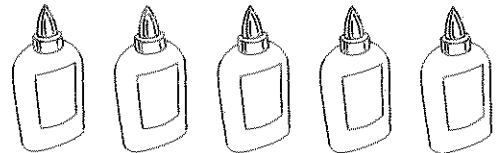
4



5



6



DIRECTIONS 1–6. Write the number that shows how many objects are in the set.

Name _____

PROBLEM SOLVING
Lesson 1.7

Make a Model • Zero

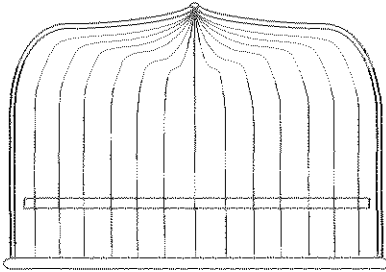




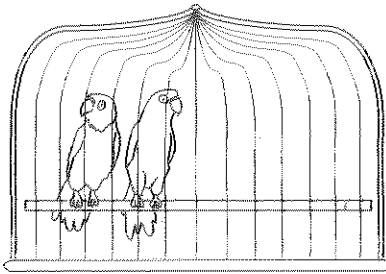
DIRECTIONS Use counters to model the problems. 1. Oliver has one juice box. Lucy has one juice box fewer than Oliver. How many juice boxes does Lucy have? Write the number. 2. Jessica does not have a book to read. Wesley has 2 more books than Jessica. How many books does Wesley have? Write the number.

Read and Write 0

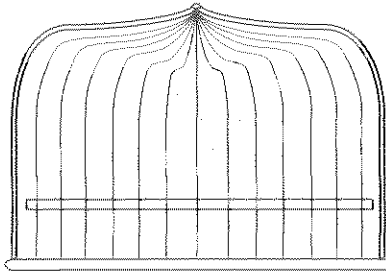
1



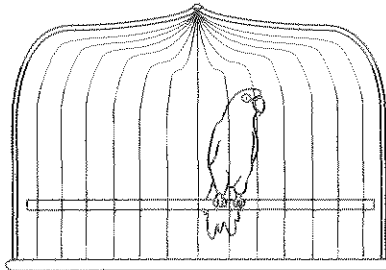
2



3




4

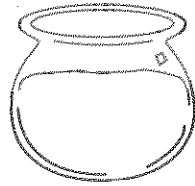


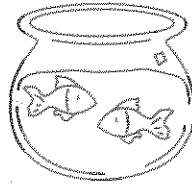
DIRECTIONS 1-4. Write the number to show how many birds are in the cage. Circle the cages that have 0 birds.

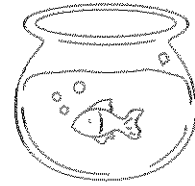
Lesson Check

1



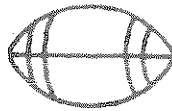
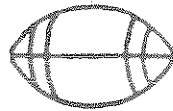
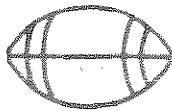
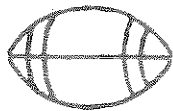






Spiral Review

2



2

3

4

5

3





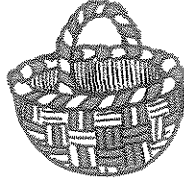




DIRECTIONS 1. Which bowl has 0 fish? Mark under your answer. (Lesson 1.8) 2. Count and tell how many footballs. Mark under your answer. (Lesson 1.6) 3. Which group shows 5 objects? Mark under your answer. (Lesson 1.5)

Lesson Check

1



0

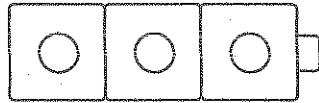
1

2

3

Spiral Review

2



2

3

4

5

3



0

1


2

3

DIRECTIONS 1. Eva has 2 apples in her basket. She eats 1 apple and gives 1 to Sam. How many apples does Eva have now? Mark under your answer. (Lesson 1.7)
2. Count and tell how many cubes. Mark under your answer. (Lesson 1.4) 3. Count and tell how many squirrels. Mark under your answer. (Lesson 1.2)

Lesson Check

1



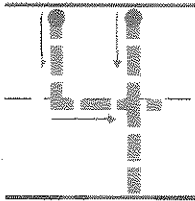
2

3

4

5


Spiral Review



--	--	--	--	--










3



5

4

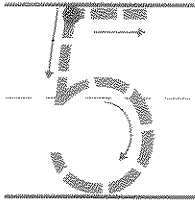
2

1

DIRECTIONS 1. Count and tell how many animals. Mark under your answer. (Lesson 1.6) 2. How many counters would you place in the five frame? Mark under your answer. (Lesson 1.3) 3. Count and tell how many pieces of pepperoni. Mark under your answer. (Lesson 1.2)


Lesson Check

1



--	--	--	--	--









Spiral Review

2



1

2

3

4

3



four

three

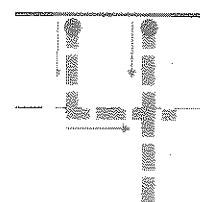
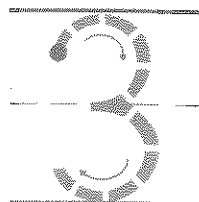
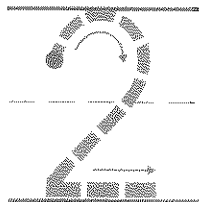

two

one

DIRECTIONS 1. How many counters would you place in the five frame? Mark under your answer. (Lesson 1.5) 2. Count and tell how many race cars. Mark under your answer. (Lesson 1.4) 3. Count and tell how many fish. Mark under your answer. (Lesson 1.4)



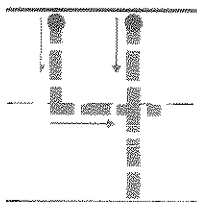
Lesson Check

1




Spiral Review

2



3



1



2



3



4



DIRECTIONS 1. Count and tell how many butterflies. Mark under your answer. (Lesson 1.4) 2. How many counters would you put in the five frame? Mark under your answer. (Lesson 1.3) 3. Count and tell how many flowers. Mark under your answer. (Lesson 1.2)