

# Kindergarten News

## September 8-11

Reminder we have a field trip on September 9, 2010. If you have not done so already please turn in your permission slip and money by Wednesday September 8.

Children will learn the letter A and I will be reviewing the letters we have learned thus far. Each letter will be introduced with a special song. We will identify and write each letter, and listen for the sound it stands for.

Students will also learn the words "to" and "you". You can help your child by reviewing the letters, numbers and words at home.

Thank you,

Ms. Harris

### Homework

#### Reading

Tuesday: Practice writing the letter a

Wednesday: pg. 115 and 123

Thursday: Sight words pages to and you

Friday: Bring packet back

#### Math:

Tuesday: 2.1

Wednesday: 2.2

Thursday: 2.3

Friday: 2.4 please keep at home and return on Monday

# Arizona Charter Academy

16011 North Dysart Road • Surprise, Arizona 85374

Phone: 623-974-4959 • Fax: 623-974-4840

Mrs. Heather Henderson, Principal



## *Field Trip – Permission Slip*

**WHEN:** Thursday September 9, 2010

**WHERE:** Children's Museum of Phoenix  
Phoenix, AZ

I, \_\_\_\_\_, give permission for \_\_\_\_\_  
Parent/Guardian Name Student's Name

to participate in the field trip to *The Children's Museum of Phoenix*

We will leave at 8:30 and we will return by 1:45. The cost is 7.00 for students. This cost includes admission to the museum and the bus cost. Please return this form with your money by Tuesday September 6, 2010. If assistance is needed with the fee for this trip, please contact me as soon as possible.

**Reminders:**

Please pack your students with a sack lunch with their name clearly labeled on it.

Parent/Guardian Signature: \_\_\_\_\_

Parent/Guardian Phone Number: \_\_\_\_\_

Emergency Contact Person: \_\_\_\_\_

Emergency Contact Phone Number: \_\_\_\_\_

Would you like to be a parent volunteer for this field trip? YES NO

Please remember that parents who are volunteering need to drive their own car, unless other arrangements have been made. Thanks!

# School-Home Letter

## Dear Family,

My class started Chapter 2 today. We will learn how to show more and fewer with numbers and counters. I will also learn how to compare and order sets to 5.

Love, \_\_\_\_\_

### Vocabulary

**same number** alike in number or amount

- There are the same number  
△ of counters and triangles.

**more** greater in number or amount

- There are more counters  
△△ than triangles.

**fewer** smaller in number or amount

- There are fewer counters  
△△ than triangles.

### Home Activity

Gather items that your child can easily hold and move, and line them up on a table in two groups of different quantities. Ask your child to count and tell you how many are in the set with more and how many are in the set with fewer.


Then change the number in each group and have your child show different ways to show sets with more and fewer objects.


### Literature

Look for these books in the library. They will help reinforce the concepts of more and fewer.

**More, Fewer, Less**  
by Tana Hoban.  
Greenwillow,  
1998.


**Henry the Fourth**  
by Stuart J. Murphy.  
HarperTrophy,  
1998.



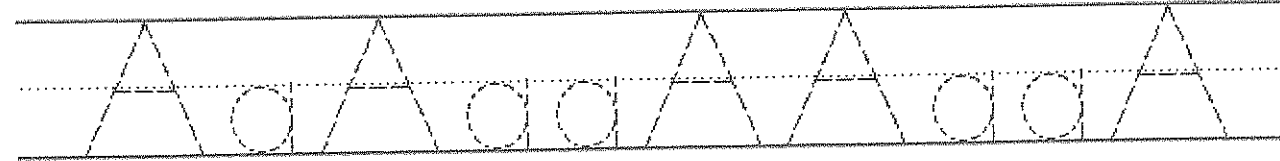


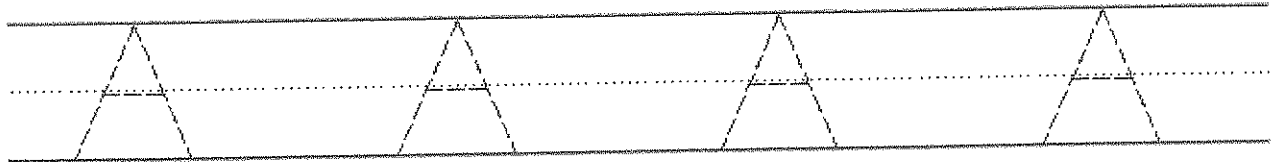
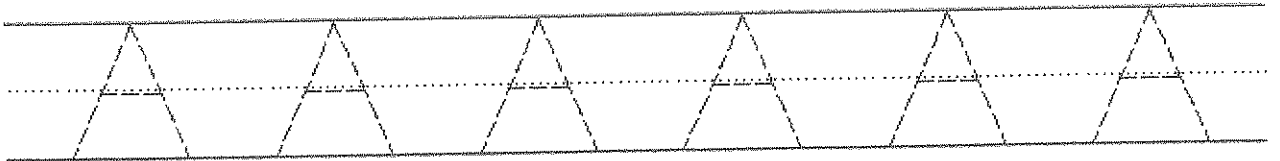



amplifier



# Aa




aerobics




Trace the letter:




Color each picture which begins with the sound of A.



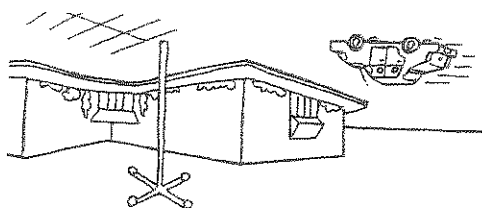
Trace the shape around the A picture.



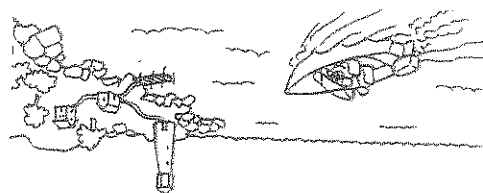
the store \_\_\_\_\_




the mall \_\_\_\_\_



the shore \_\_\_\_\_




the mountain \_\_\_\_\_



### Word Search

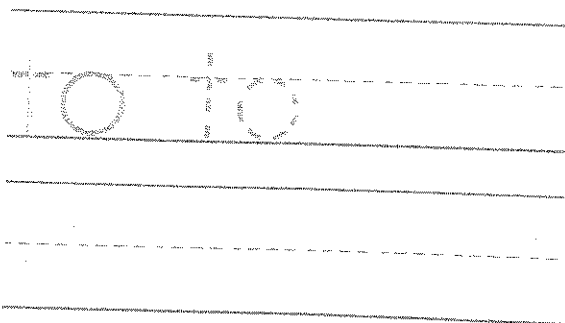
**to**



I found **to** \_\_\_\_\_ times.  
(number)

's

to  
book



Name \_\_\_\_\_

**HANDS ON**  
**Lesson 2.1**

**Same Number**

1



---

---

---

---

---

---

---

2



---

---

---

---

---

---

---

**DIRECTIONS** 1–2. Place a cube below each object to show the same number of objects. Draw and color each cube. Compare the sets of objects. Write how many objects are in each row.


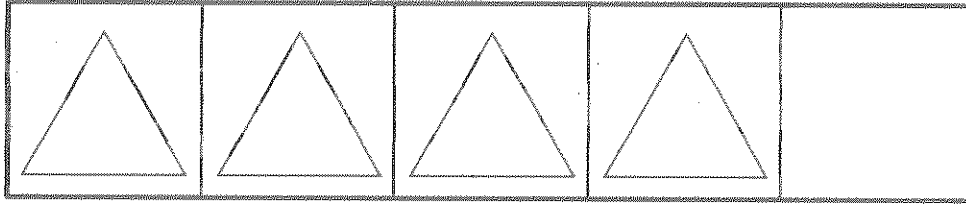
Name \_\_\_\_\_

# HANDS ON

## Lesson 2.2

### One More

1



\_\_\_\_\_


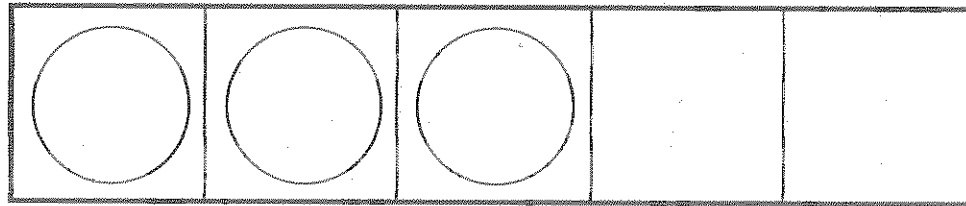
-----

\_\_\_\_\_

-----

\_\_\_\_\_

2



\_\_\_\_\_



-----

\_\_\_\_\_

-----

\_\_\_\_\_

3



\_\_\_\_\_

-----

\_\_\_\_\_

-----




\_\_\_\_\_

**DIRECTIONS** 1–3. Count and tell how many. Write the number. Create a set that has one more shape. Draw the shapes. Write how many.

Name \_\_\_\_\_

# One Fewer



				
---	---	---	--	--

---

---

---



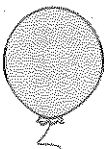


--	--	--	--	--

---

---

---



				
---	---	---	---	---

---

---

---

--	--	--	--	--

---

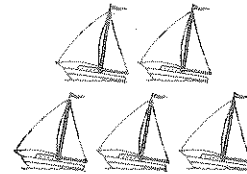
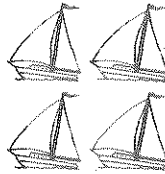
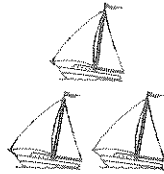
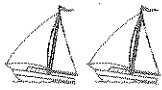
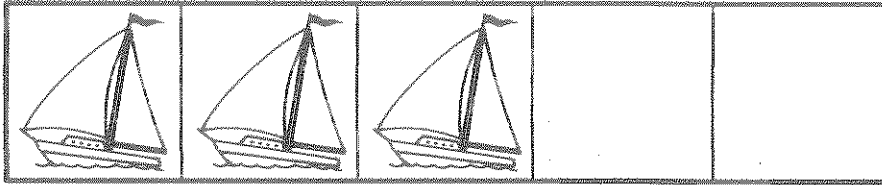
---

---

**DIRECTIONS** 1–2. Count and tell how many. Write the number.  
Create a set that has one fewer balloon. Draw the balloons. Write  
how many.


**Lesson Check**

**1**



**Spiral Review**

**2**



**3**

1



2



3




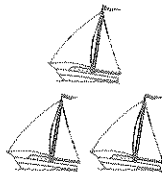
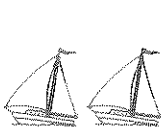

4



**DIRECTIONS** 1. How many sailboats? Compare the set in the five frame with the sets below. Mark under the set that shows fewer sailboats. (Lesson 2.4) 2. Which group shows 3 objects? Mark under your answer. (Lesson 1.3) 3. Which is the number three? Mark under your answer. (Lesson 1.4)


**Lesson Check**

**1**



**Spiral Review**

**2**



**3**

1



2



3





4



**DIRECTIONS** 1. How many sailboats? Compare the set in the five frame with the sets below. Mark under the set that shows fewer sailboats. (Lesson 2.4) 2. Which group shows 3 objects? Mark under your answer. (Lesson 1.3) 3. Which is the number three? Mark under your answer. (Lesson 1.4)

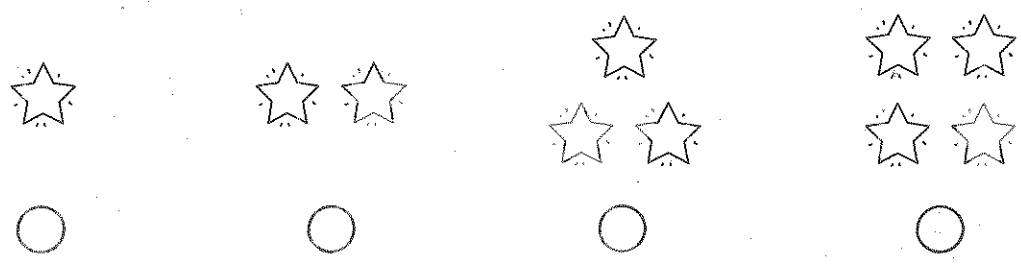
**Lesson Check**

**1**

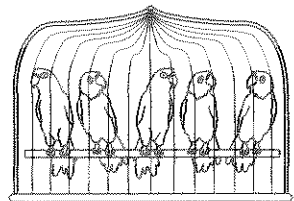


**Spiral Review**

**2**





**3**




**DIRECTIONS** 1. How many counters? Mark under the set that shows one fewer counter. (Lesson 2.3) 2. Which group shows four objects? Mark under your answer. (Lesson 1.3) 3. Count how many birds. Mark under your answer. (Lesson 1.6)

**Lesson Check**





**1**



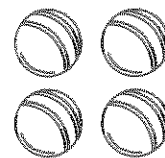
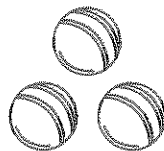
**Spiral Review**

**2**

				
---	---	---	---	--





**3**



**DIRECTIONS** 1. How many counters make a set with one more counter? Mark under your answer. (Lesson 2.2) 2. How many counters? Mark under your answer. (Lesson 1.3) 3. Which group shows 2 objects? Mark under your answer. (Lesson 1.1)

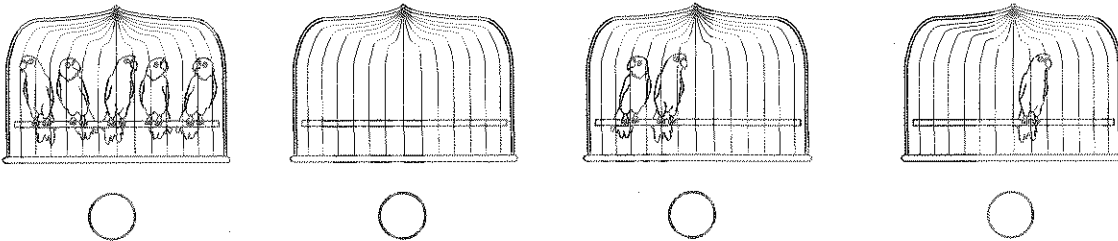
**Lesson Check**

**1**

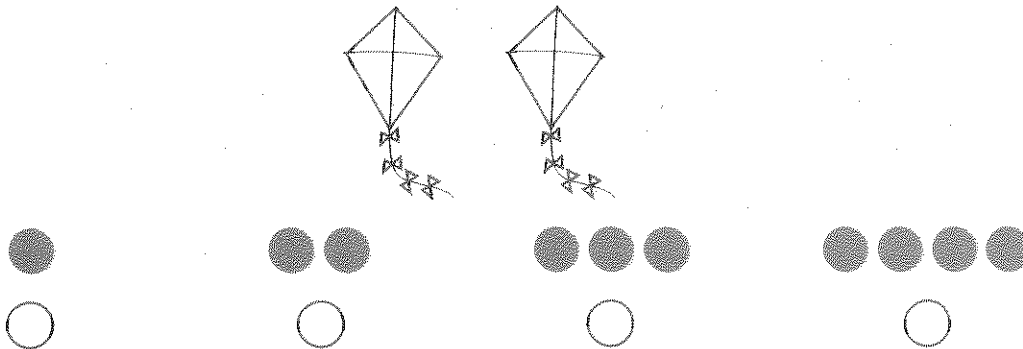


**Spiral Review**

**2**



**3**



**DIRECTIONS** 1. How many toys are needed to make a set with the same number? Mark under your answer. (Lesson 2.1) 2. Mark under the bird cage that has 0 birds. (Lesson 1.7) 3. Count and tell how many kites. Mark under the set of counters that shows the number. (Lesson 1.1)