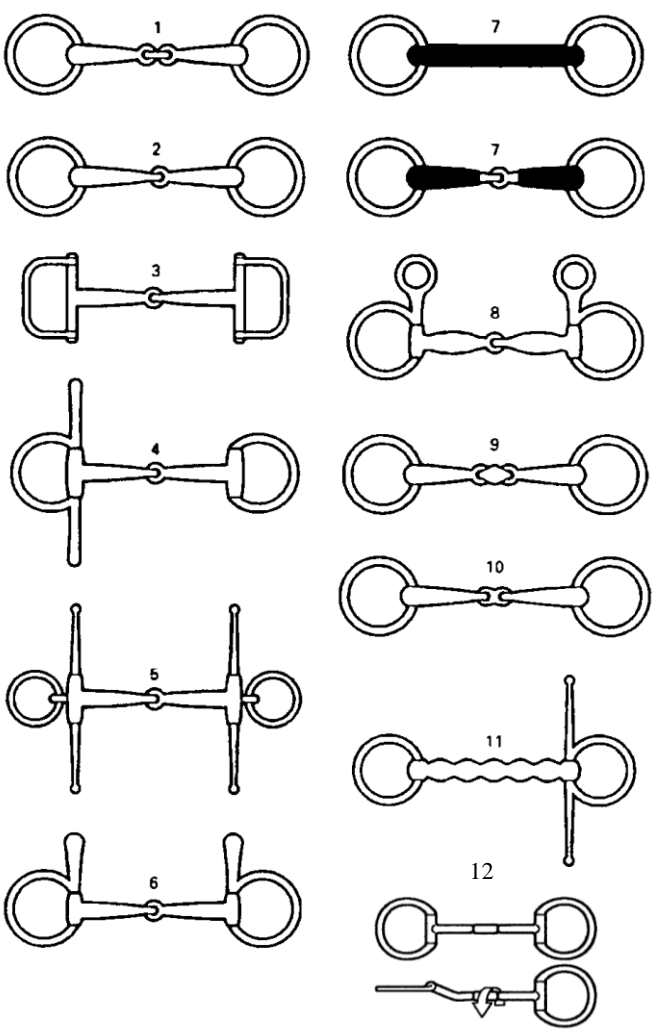


**PERMITTED GEAR & DRESS FOR PCAWA SHOW JUMPING AND EVENTING JUMPING PHASE**

**BITS**



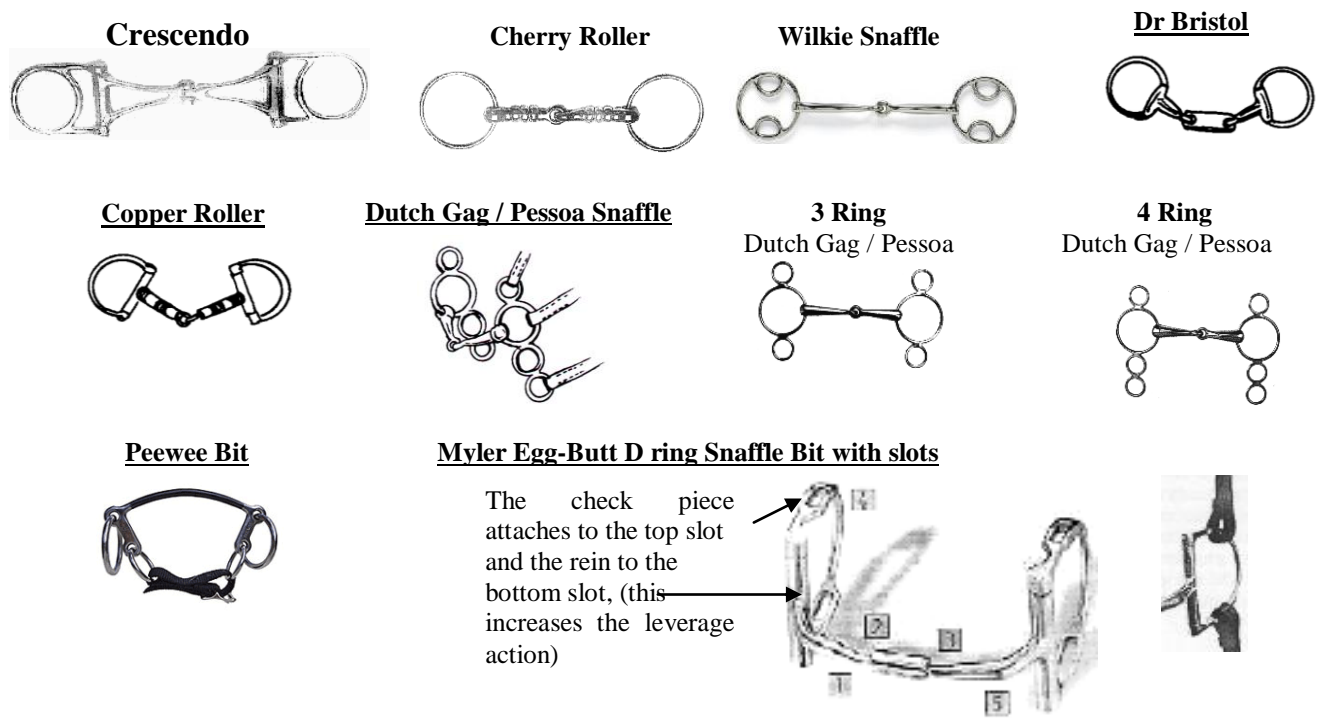
1. Ordinary Snaffle with double jointed mouthpiece
  2. Ordinary Snaffle with jointed mouthpiece
  3. Racing Snaffle – D Ring
  4. Egg-Butt Snaffle (a) with cheeks (b) without cheeks
  5. Other types of snaffles with cheeks
  6. Snaffle **with upper cheeks only**
  7. Rubber, leather, plastic or steel snaffle, jointed or un-jointed
  8. Hanging Cheek Snaffle
  9. Ordinary Snaffle with double jointed mouthpiece – with lozenge
  10. Ordinary Snaffle with double jointed mouthpiece – French Link
  11. Un-jointed wavy plastic or rubber snaffle (not steel) (a) with cheeks (b) without cheeks
- NB** Bit No 11 can be used for Eventing Dressage **ONLY**.
- 12 Ordinary snaffle with rotating mouthpiece
- Double-jointed mouthpieces may have one 'roller' or rotating middle piece in the centre section. Multiple 'rollers' are not permitted.

**ALSO PERMITTED BUT NOT PICTURED:**

Half moon – port-mouth – curved mouthpieces

Rubber or synthetic bit – both jointed and unjointed

Sweet Iron bit



The check piece attaches to the top slot and the rein to the bottom slot, (this increases the leverage action)



This variation of the Kimblewick has slotted bit rings.

**Kimblewick Bits**



The original version of the Kimblewick



Myler Kimblewick

**Can only be used with a Cavesson Noseband. Jointed Mouthpieces are NOT permitted.**

**Pelham Bits**



**Half Moon Pelham**



**Port Mouth Pelham**

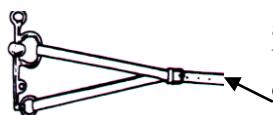


**Two loop Pelham**

**Can only be used with a Cavesson Noseband. Jointed Mouthpieces are NOT permitted.**

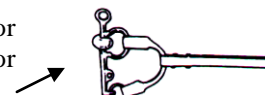
More examples can be seen in the General Section of the Manual under Bridles/Bits.

*Pessoa, Kimblewick and Pelham Bits may be ridden with*



- a. With Two reins,
- b. With a single rein attached to roundings,
- c. With divided reins.

or  
or



Two reins may be used with single mouthpiece bits including the Kimblewick, Pelham and Dutch Gag / Pessoa Snaffle.

**SADDLERY**

**BRIDLE** Leather or Synthetic Fibre with matching Noseband

**NOSEBANDS** Cavesson Noseband                      Dropped Noseband                      Hanoverian (Flash)  
 Grakle or Mexican Grakle (Crossover)                      Continental or Crank Noseband

*If a bit with a curb chain or curb strap is used, the only permitted Noseband is a Cavesson*

**BIT GUARDS, AUSTRALIAN CHEEKERS – Permitted**

**MARTINGALES** - Unrestricted running Martingales, with rein and neck stops or Irish Martingales with rein stops are permitted

**BREASTPLATES / CRUPPERS / NECK STRAPS** Permitted

**SADDLE** English Type (Fully mounted) of leather or synthetic fibre and it must have a Girth with a minimum of two buckles, OR a Girth with a single buckle and surcingle. Humane Girth must have surcingle

**SADDLE CLOTHS/NUMNAHS** Must be in Club or Zone colours or White.  
 All team members must have the same Saddle Cloths/Numnahs  
 ½ numnahs permitted in white, black, cream or club colours

**STIRRUP IRONS / STIRRUP LEATHERS**

Stirrup Irons can be basically all metal or Carbon Polymer but not wooden, plastic, or aluminium

Stirrup safety bar clip must be turned down.

Stirrup leathers must not be tied down or worn under the saddle flap

Stirrup Irons to allow 1cm minimum each side of the rider's boot at the broadest part, maximum 1.5cm approx each side

**Toe-Stoppers** – permitted. If used, must fit as for stirrup irons

**Stirrup Treads** – use of stirrup treads is optional, but if used, they must be made of rubber and be either black or white.

**WHIPS** - if carried, must have a flexible flap or tassel, must not be weighted at the end, maximum length 75cm including flap. Loop Handles must be removed.

Dressage Whips – NOT permitted.

**BANDAGES / BOOTS / BELL BOOTS**

Polar Fleece Bandages must be either stitched, or taped with a minimum of three (3) separate rounds of electrical tape.

**Polar Fleece Bandages are NOT recommended for Cross Country or Show Jumping.**

*Other* Bandages **must** have padding and be either stitched, or taped with a minimum of three (3) separate rounds of electrical tape.

*Bandages and tape not to be tight enough to cause pressure areas.*

Boots to be clean and correctly fitted – fastenings at the outside, straps facing backwards.

**Taping of Boots is optional.**

Boots with metal loop-fasteners must be fitted and fastened correctly – fastenings on the outside with straps facing backwards.

<b>HORSE / PONY</b>
---------------------

Must be 4 years of age or over. No discharge from Eyes and Nose. No chronic cough. No swellings. The sighting of any blood (whether wet or dry) from either the mouth, nostrils or spur area must be reported and checked by the Vet/Steward/Ground Jury/Coach (whichever is applicable)

**HOOVES** - to show evidence of recent care. Horse/Pony must have either: 4 Unshod Hooves **OR** Front 2 Hooves Shod, Back Hooves Unshod **OR** Back 2 Hooves Shod, Front Hooves Unshod **OR** All Hooves Shod

To be neat, tidy and clean. Manes and forelocks may be plaited. Tails to be pulled, trimmed or plaited. False tails permitted but must not have metal parts.

**RIDER / DRESS**

A rider weighing more than 53 kilograms (8 stone 5lbs) dressed to compete, may not ride a pony 12.2 hands or under.

**SAFETY HELMET** – Must be ASA / NZS 3838 -2003 **or** PAS 015 (UK), ASTM F 1163 (USA), EN 1384 (Europe).  
Clip Fasteners to be clicked up securely

**SHIRTS** - Long sleeved, in Club or Zone colour/s, fastened at the wrist and tucked in to waistband of jodhpurs. Sleeves must NOT be pushed/rolled up.

**TIES** - To be in Pony Club or Zone colour/s.

**JUMPERS** - V-Necked Sleeved (or Sleeveless) Jumpers in Club / Zone Colour/s worn with Long Sleeved Shirt and Tie. Jumper must not be removed without permission of the Judge, Examiner or Coach. Long Sleeves must NOT be pushed or rolled up. **Team Members, Pairs, must wear either matching Long Sleeved Jumpers or Short Sleeved Jumpers.**

**BADGE / DISK** – To be worn on the "V" of the jumper. **Optional.**

**JODHPURS** - **Beige, Bone or Fawn, (NO hipsters or low-rise).** Jodhpur Clips optional. Long socks are NOT permitted to worn over jodhpurs.

**RIDING TROUSERS OR MOLESKINS** of Fawn, Bone or Beige colour, the top of which shall be at the rider's waist (**NO hipsters or low-rise**) and the length of which shall be such that when mounted the top of the rider's boot shall be covered, permitted.

**BOOTS** - Long Boots or Jodhpur Boots, no splits or holes, soles must be smooth and continued to heel - no half soles. Elastic sides must be firm, if stretched, use Jodhpur clips. Boots with zipper down front permitted.

**LEGGINGS / GAITERS** - must match the colour of the boots.

**SPURS** – optional. If used, must be smooth *metal*, with a shank, which must be not more than 3.5cms long, pointing downwards to the rear, and the end must be blunt in order to prevent wounding a horse. Straps must be correctly fitted with buckles to the outside. "Spur Ends" optional, must have one on each spur if used.

**HAIR** - Must be neatly restrained. Long hair to be restrained in a hairnet or plaited to no longer than shoulder length.

**MAKE UP** - The wearing of make up is discouraged, Coloured Nail Polish not permitted.

**JEWELLERY** - Medic-Alert bracelets and chains must be taped leaving the disk exposed. Rings must be removed or taped. No other jewellery or body piercing permitted. Watches, Medic Alert Sports Bands, mouthguards and PCAWA Badges are permitted

**GLASSES** - Prescription Spectacles permitted. Sun Glasses Aus Std 1067, (Cancer Council), permitted

**GLOVES** – optional.

**BODY PROTECTORS** - optional but recommended

**WET WEATHER GEAR** - Wet weather gear not to be worn without permission of the Judge, Examiner or Coach.

**FRONT AND BACK NUMBERS (BIBS)** must be worn (**Eventing Jumping Phase**)